


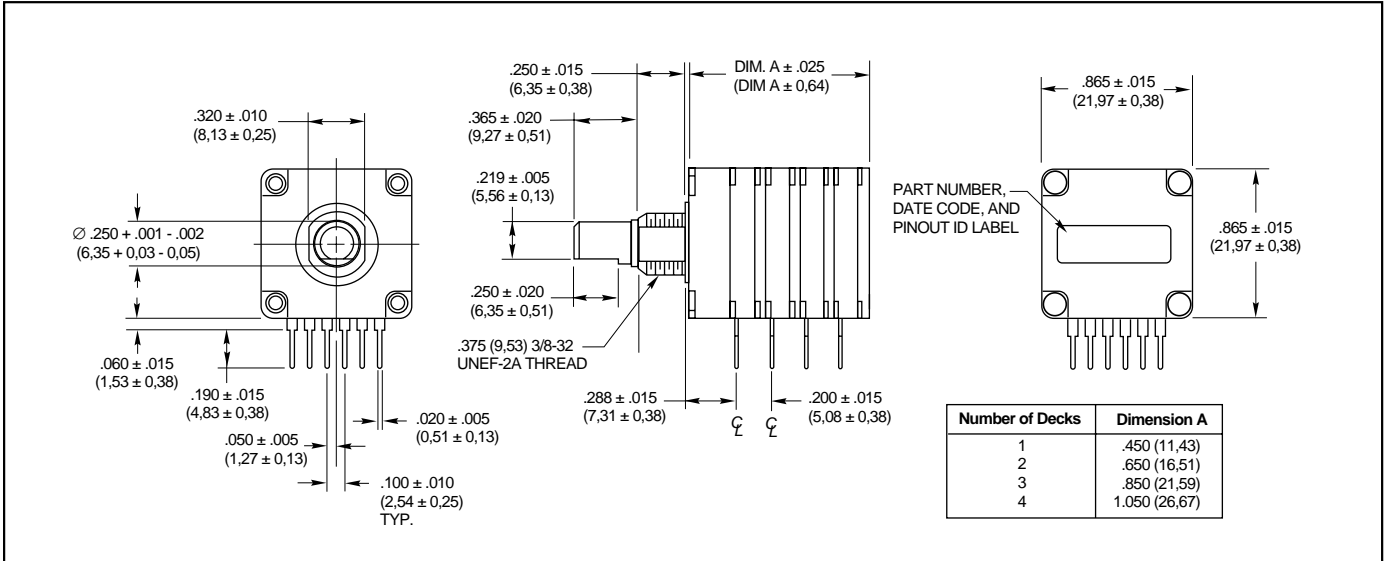
SERIES 25
Multi-Deck

FEATURES

- Multiple Code and Indexing Choices
- Reliability Tested to Listed Specifications
- Less than 1.0" Square
- Termination Choices
- Panel and Shaft Seal Option
- Manufactured to ISO 9001 and Military Standards
- Custom Configurations Available



DIMENSIONS In inches (and millimeters)



SPECIFICATIONS

Electrical Ratings

Switching Loads: 150 mA at 120 Vac, resistive; 150 mA at 28 Vdc, resistive

Current Carrying Capacity: 250 mA at 28 Vdc, resistive

Contact Resistance: 75 mΩ maximum after life

Insulation Resistance: 1000 mΩ minimum between terminals and shaft

Voltage Breakdown: 1000 Vac minimum between terminals and shaft

Life Expectancy: 50,000 cycles at rated loads

Contacts: Shorting

Mechanical Ratings

Stop Strength: 10 in-lbs minimum

Rotational Torque: 4-20 in-oz, dependent on the number of decks

Operating Temperature Range: -65°C to +85°C

Non-Turn Device: Flatted mounting bushing, .375" dia. x .320"

Package Size: .865" square

Termination: PC terminals, .100" on center. Decks are .200" apart.

Materials and Finishes

Bushing: Die cast zinc alloy, plated and chromate-treated

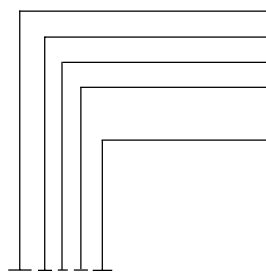
Shaft, Stop Blades, Detent Balls, Rivets: Brass, zinc-plated

Mounting Hardware: plated brass

Decks, Deck Separators, End Plate: Thermoplastic

Contacts and Terminals: Gold, silver, nickel-plated beryllium copper

ORDERING INFORMATION



25BSP10-Q-2-36C

Series 25: Multi-deck

Shaft size: B = 1/4" diameter shaft

Sealed or non-sealed: S = Shaft and panel seal; No letter = no seal

Terminal structure: P = PC, perpendicular to shaft; R = PC, rear facing (one deck only); F = PC, front facing (one deck only).

Angle of throw (determines the maximum number of positions):

10 = 10°, 36 positions; 11 = 11.25°, 32 positions; 12 = 12°, 30 positions;

15 = 15°, 24 positions; 18 = 18°, 20 positions; 22 = 22.5°, 16 positions;

30 = 30°, 12 positions; 45 = 45°, 8 positions; 60 = 60°, 6 positions;

90 = 90°, 4 positions.

Stop arrangement: For switches with maximum positions, add C for continuous rotation; add F for stop between first and last. No notation required for less than maximum positions.

Number of positions: Maximum is dependent on the angle of throw. Minimum is two.

Number of decks: One through four possible.

Code output:

B = Binary available in 22.5°

Q = Quadrature

G = Gray available in 22.5°

Specials include 1/8" diameter shaft, custom angles of throw for binary, binary complement and gray code outputs.

Control knobs available, see page E-39.

Available from your local Grayhill Distributor. Call In CHINA (Beijing): Phone: (010)6851-9097, Fax: (010)6851-5578